

IPEDS 2021-22 Data Collection System

IPEDS HELP DESK (877) 225-2568 | ipedshelp@rti.org
OMB NO. 1850-0582 v.29 : Approval Expires 8/31/2022
User ID: P1989231

Finance 2021-22

Institution: McDowell Technical Community College (198923)

User ID: P1989231

Overview

Overview

The purpose of the IPEDS Finance component is to collect basic financial information from items associated with the institution's General Purpose Financial Statements.

Data Reporting Reminder:

- Report data to accurately reflect the time period corresponding with the IPEDS survey component, even if such reporting is seemingly inconsistent with prior-year reporting. For example, if a summer term began later than usual due to Coronavirus Pandemic postponements, continue to report using the timeframes as defined in the IPEDS instructions. NCES expects that some data reported during the 2021-22 data collection year will vary from established prior trends due to the impacts of Coronavirus Pandemic. If an error edit is triggered even when submitting accurate data, please indicate in the corresponding context box or verbally to the Help Desk that the seemingly inconsistent data are accurate and reflect the effects of Coronavirus Pandemic.

Changes to reporting for 2021-22:

- There are no changes to the 2021-22 collection.

Resources:

- To download the survey materials for this component: [Survey Materials](#)
- To access your prior year data submission for this component: [Reported Data](#)

If you have questions about completing this survey, please contact the **IPEDS Help Desk at (877) 225-2568**.

Institution: McDowell Technical Community College (198923)

User ID: P1989231

Finance - Public Institutions' Reporting Standard

Reporting Standard

Please indicate which reporting standards are used to prepare your financial statements:

- GASB (Governmental Accounting Standards Board), using standards of GASB 34 & 35
- FASB (Financial Accounting Standards Board)

Please consult your business officer for the correct response before saving this screen. Your response to this question will determine the forms you will receive for reporting finance data.

Institution: McDowell Technical Community College (198923)

User ID: P1989231

Finance - Public Institutions Using GASB Standards

General Information: GASB-Reporting Institutions (aligned form)

Reporting Reminder:

- To the extent possible, the finance data requested in this report should be provided from your institution's audited General Purpose Financial Statements (GPFS).
- Please refer to the instructions specific to each screen of the survey for details and references.

1. Fiscal Year Calendar

This report covers financial activities for the 12-month fiscal year: (The fiscal year reported should be the most recent fiscal year ending before October 1, 2021.)

Beginning: month/year (MMYYYY)	Month: <input type="text" value="7"/>	Year: <input type="text" value="2020"/>
And ending: month/year (MMYYYY)	Month: <input type="text" value="6"/>	Year: <input type="text" value="2021"/>

2. Audit Opinion

Did your institution receive an unqualified opinion on its General Purpose Financial Statements from your auditor for the fiscal year noted above? (If your institution is audited only in combination with another entity, answer this question based on the audit of that entity.)

- Unqualified
 i Qualified (Explain in box below)
 Don't know OR in progress (Explain in box below)

3. Reporting Model

GASB Statement No. 34 offers three alternative reporting models for special-purpose governments like colleges and universities. Which model is used by your institution?

- Business-type activities
 Governmental Activities
 Governmental Activities with Business-Type Activities

4. Intercollegiate Athletics

a) If your institution participates in intercollegiate athletics, are the expenses accounted for as auxiliary enterprises or treated as student services?

- Auxiliary enterprises
 Student services
 Does not participate in intercollegiate athletics
 Other (specify in box below)

b) If your institution participates in intercollegiate athletics, indicate the category where these revenues are included (check all that apply):

- Sales and services of educational activities
 Sales and services of auxiliary enterprises
 Does not have intercollegiate athletics revenue
 Other (specify in box below)

5. Endowment AssetsDoes this institution or any of its foundations or other affiliated organizations own endowment assets ?

- No
 Yes - (report endowment assets)

6. Pension


Does your institution include defined benefit pension liabilities, expenses, and/or deferrals in its General Purpose Financial Statements?

- No
 i Yes

7. Postemployment Benefits Other than Pension (OPEB)

Does your institution include postemployment benefits other than pension (OPEB) liabilities, expenses, and/or deferrals in its General Purpose Financial Statements?

- No
- Yes


 You may use the box below to provide additional context for the data you have reported above. Context notes will be posted on the College Navigator website. Therefore, you should write all context notes using proper grammar (e.g., complete sentences with punctuation) and common language that can be easily understood by students and parents (e.g., spell out acronyms).

Part A - Statement of Net Position Page 1

Fiscal Year: July 1, 2020 - June 30, 2021

If your institution is a parent institution then the amounts reported in Parts A and D should include ALL of your child institutions


Line no.		Current year amount	Prior year amount
Assets			
01	Total <u>current assets</u>	1,993,178	1,398,267
31	Depreciable <u>capital assets</u> , net of depreciation	10,774,614	7,082,661
04	Other noncurrent assets CV=[A05-A31]	1,259,972	4,528,114
05	Total <u>noncurrent assets</u>	12,034,586	11,610,775
06	Total assets CV=(A01+A05)	14,027,764	13,009,042
19	Deferred outflows of resources	2,093,965	2,058,080
Liabilities			
07	<u>Long-term debt, current portion</u>	87,752	127,955
08	Other current liabilities CV=(A09-A07)	675,839	1,356,147
09	Total <u>current liabilities</u>	763,591	1,484,102
10	<u>Long-term debt</u>	9,990,127	11,396,552
11	Other noncurrent liabilities CV=(A12-A10)	0	0
12	Total <u>noncurrent liabilities</u>	9,990,127	11,396,552
13	Total liabilities CV=(A09+A12)	10,753,718	12,880,654
20	Deferred inflows of resources	4,691,034	4,222,890
Net Position			
14	<u>Invested in capital assets, net of related debt</u>	11,214,487	10,477,154
15	<u>Restricted-expendable</u>	995,051	527,245
16	<u>Restricted-nonexpendable</u>	343,703	343,703
17	<u>Unrestricted</u> CV=[A18-(A14+A15+A16)]	<input checked="" type="checkbox"/> -11,876,264	-13,384,524
18	Net position CV=[(A06+A19)-(A13+A20)]	676,977	-2,036,422

 You may use the box below to provide additional context for the data you have reported above. Context notes will be posted on the College Navigator website. Therefore, you should write all context notes using proper grammar (e.g., complete sentences with punctuation) and common language that can be easily understood by students and parents (e.g., spell out acronyms).

Negative due to Pension and OPB inflows/outflows


Part A - Statement of Net Position Page 2

Fiscal Year: July 1, 2020 - June 30, 2021			
Line No.	Description	Ending balance	Prior year Ending balance
Capital Assets			
21	<u>Land and land improvements</u>	439,873	439,873
22	<u>Infrastructure</u>	653,107	653,107
23	<u>Buildings</u>	15,237,893	11,294,443
32	Equipment, including art and <u>library collections</u>	2,354,418	2,274,142
27	<u>Construction in progress</u>	0	2,954,620
	Total for Plant, Property and Equipment CV = (A21+ .. A27)	18,685,291	17,616,185
28	<u>Accumulated depreciation</u>	7,470,805	7,139,031
33	Intangible assets, net of accumulated amortization	0	0
34	Other capital assets	0	0

 You may use the box below to provide additional context for the data you have reported above. Context notes will be posted on the College Navigator website. Therefore, you should write all context notes using proper grammar (e.g., complete sentences with punctuation) and common language that can be easily understood by students and parents (e.g., spell out acronyms).


Part D - Summary of Changes In Net Position

Fiscal Year: July 1, 2020 - June 30, 2021			
If your institution is a parent institution then the amounts reported in Parts A and D should include ALL of your child institutions			
Line No.	Description	Current year amount	Prior year amount
01	Total revenues and other additions for this institution AND all of its child institutions	15,441,892	15,561,498
02	Total expenses and deductions for this institution AND all of its child institutions	12,835,572	13,486,624
03	Change in net position during year CV=(D01-D02)	2,606,320	2,074,874
04	<u>Net position</u> beginning of year for this institution AND all of its child institutions	-2,036,422	-4,111,295
05	<u>Adjustments to beginning net position</u> and other gains or losses CV=[D06-(D03+D04)]	107,079	-1
06	Net position end of year for this institution AND all of its child institutions (from A18)	676,977	-2,036,422

 You may use the box below to provide additional context for the data you have reported above. Context notes will be posted on the College Navigator website. Therefore, you should write all context notes using proper grammar (e.g., complete sentences with punctuation) and common language that can be easily understood by students and parents (e.g., spell out acronyms).

Part E-1 - Scholarships and Fellowships

Fiscal Year: July 1, 2020 - June 30, 2021			
Do not report Federal Direct Student Loans (FDSL) anywhere in this section.			
Line No.	Scholarships and Fellowships	Current year amount	Prior year amount
01	Pell grants (federal)	1,272,171	1,431,561
02	Other federal grants (Do NOT include FDSL amounts)	38,724	61,875
03	Grants by state government	0	0
04	Grants by local government	0	0
05	Institutional grants from restricted resources	0	0
06	Institutional grants from unrestricted resources CV=[E07-(E01+...+E05)]	159,010	151,735
07	Total revenue that funds scholarships and fellowships	1,469,905	1,645,171
Discounts and Allowances			
08	Discounts and allowances applied to tuition and fees	485,852	552,900
09	Discounts and allowances applied to sales and services of auxiliary enterprises	101,675	178,107
10	Total discounts and allowances CV=(E08+E09)	587,527	731,007
11	Net scholarships and fellowships expenses after deducting discounts and allowances CV= (E07-E10) This amount will be carried forward to C10 of the expense section.	882,378	914,164

 You may use the box below to provide additional context for the data you have reported above. Context notes will be posted on the College Navigator website. Therefore, you should write all context notes using proper grammar (e.g., complete sentences with punctuation) and common language that can be easily understood by students and parents (e.g., spell out acronyms).

Part E-2 - Sources of Discounts and Allowances

Fiscal Year: July 1, 2020 - June 30, 2021							
Line No.	Source of Discounts and Allowances	Amount of Source Applied to:					
		Tuition and fees discounts allowances		Auxiliary enterprises discounts allowances		Total discounts allowances	
		Current year amount	Prior year amount	Current year amount	Prior year amount	Current year amount	Prior year amount
12	Pell grants (federal)	485,852	552,900	101,674	178,106	587,526	731,006
13	Other federal grants (Do NOT include FDSL amounts)		0		0	0	0
14	Grants by state government		0		0	0	0
15	Grants by local government		0		0	0	0
16	Endowments and gifts		0		0	0	0
17	Other institutional sources CV=[E18-(E12+E13+ ... +E16)]	0	0	1	1	1	1
18	Total (from Part E1 line 8, 9 and 10)	485,852	552,900	101,675	178,107	587,527	731,007

Part B - Revenues by Source (1)

Fiscal Year: July 1, 2020 - June 30, 2021			
Line No.	Source of Funds	Current year amount	Prior year amount
<u>Operating Revenues</u>			
01	<u>Tuition and fees</u> , after deducting <u>discounts and allowances</u>	742,877	707,592
Grants and contracts - operating			
02	Federal operating grants and contracts		0
03	State operating grants and contracts		0
04	Local government/private operating grants and contracts	0	0
04a	Local government operating grants and contracts		0
04b	Private operating grants and contracts		0
05	Sales and services of <u>auxiliary enterprises</u> , after deducting <u>discounts and allowances</u>	462,880	372,268
26	<u>Sales and services of educational activities</u>	0	0
08	Other sources - operating (CV) CV=[B09-(B01+ ...+B26)]	12,250	58,738
09	Total operating revenues	1,218,007	1,138,598

Institution: McDowell Technical Community College (198923)


User ID: P1989231

Part B - Revenues by Source (2)

Fiscal Year: July 1, 2020 - June 30, 2021			
Line No.	Source of funds	Current year amount	Prior year amount
<u>Nonoperating Revenues</u>			
10	Federal <u>appropriations</u>	583,070	259,554
11	State <u>appropriations</u>	7,805,006	7,765,708
12	<u>Local appropriations, education district taxes, and similar support</u>	1,136,292	1,096,292
Grants-nonoperating			
13	Federal nonoperating grants Do NOT include Federal Direct Student Loans	2,820,721	1,645,171
14	State nonoperating grants		0
15	Local government nonoperating grants		0
16	<u>Gifts, including contributions from affiliated organizations</u>	<input checked="" type="checkbox"/>	0
17	<u>Investment income</u>	17,017	23,661
18	Other nonoperating revenues CV=[B19-(B10+...+B17)]	147,664	867,580
19	Total nonoperating revenues	12,509,770	11,657,966
27	Total operating and nonoperating revenues CV=[B19+B09]	13,727,777	12,796,564
28	<u>12-month Student FTE from E12</u>	571	634
29	Total operating and nonoperating revenues per student FTE CV=[B27/B28]	24,042	20,184

Part B - Revenues by Source (3)

Fiscal Year: July 1, 2020 - June 30, 2021			
Line No.	Source of funds	Current year amount	Prior year amount
Other Revenues and Additions			
20	<u>Capital appropriations</u>	1,611,376	2,659,734
21	<u>Capital grants and gifts</u>	102,738	105,200
22	<u>Additions to permanent endowments</u>		0
23	Other revenues and additions CV=[B24-(B20+...+B22)]	1	0
24	Total other revenues and additions CV=[B25-(B9+B19)]	1,714,115	2,764,934
25	Total all revenues and other additions	15,441,892	15,561,498

 You may use the box below to provide additional context for the data you have reported above. Context notes will be posted on the College Navigator website. Therefore, you should write all context notes using proper grammar (e.g., complete sentences with punctuation) and common language that can be easily understood by students and parents (e.g., spell out acronyms).

Institution: McDowell Technical Community College (198923)

User ID: P1989231

Part C-1 - Expenses by Functional Classification


Fiscal Year: July 1, 2020 - June 30, 2021

Report Total Operating AND Nonoperating Expenses in this section

Line No.	Expense: Functional Classifications	Total amount	Prior Year Total Amount	Salaries and wages	Prior Year Salaries and wages
		(1)		(2)	
01	<u>Instruction</u>	6,292,105	5,951,328	5,187,112	4,860,358
02	<u>Research</u>	0	0	0	0
03	<u>Public service</u>	0	0	0	0
05	<u>Academic support</u>	<input checked="" type="checkbox"/> 1,087,289	724,808	568,822	704,761
06	<u>Student services</u>	973,257	859,146	846,056	797,747
07	<u>Institutional support</u>	1,743,142	2,291,467	828,270	1,255,776
10	<u>Scholarships and fellowships expenses</u> , net of <u>discounts and allowances</u> (from Part E-1, line 11)	882,378	914,164		
11	<u>Auxiliary enterprises</u>	587,050	500,741	237,025	279,719
14	Other Functional Expenses and deductions CV=[C19-(C01+...+C11)]	1,270,351	2,244,970	271,260	182,168
19	Total expenses and deductions	12,835,572	13,486,624	7,938,545	8,080,529


Part C-2 - Expenses by Natural Classification

Fiscal Year: July 1, 2020 - June 30, 2021			
Line No.	Expense: Natural Classifications	Total Amount	Prior year amount
19-2	<u>Salaries and Wages</u> (from Part C-1,Column 2 line 19).	7,938,545	8,080,529
19-3	<u>Benefits</u>	<input type="text" value="2,067,022"/>	2,141,339
19-4	<u>Operation and Maintenance of Plant (as a natural expense)</u> .	<input type="text" value="436,220"/>	1,568,808
19-5	<u>Depreciation</u>	<input type="text" value="338,952"/>	328,367
19-6	<u>Interest</u>	<input checked="" type="checkbox"/> <input type="text" value="1"/>	0
19-7	<u>Other Natural Expenses and Deductions</u> CV=[C19-1 - (C19-2 + ... + C19-6)]	2,054,832	1,367,581
19-1	Total Expenses and Deductions (from Part C-1, Line 19)	12,835,572	13,486,624
20-1	<u>12-month Student FTE (from E12 survey)</u> .	571	634
21-1	Total expenses and deductions per student FTE CV=[C19-1/C20-1]	22,479	21,272

 You may use the box below to provide additional context for the data you have reported above. Context notes will be posted on the College Navigator website. Therefore, you should write all context notes using proper grammar (e.g., complete sentences with punctuation) and common language that can be easily understood by students and parents (e.g., spell out acronyms).


Part M-1 - Pension Information

Fiscal Year: July 1, 2020 - June 30, 2021			
Line No.	Description	Current year amount	Prior Year amount
01	Pension expense	908,497	676,029
02	Net Pension liability	3,225,893	2,955,619
03	Deferred inflows related to pension	70,146	102,576
04	Deferred outflows related to pension	1,431,205	1,315,443

 You may use the box below to provide additional context for the data you have reported above. Context notes will be posted on the College Navigator website. Therefore, you should write all context notes using proper grammar (e.g., complete sentences with punctuation) and common language that can be easily understood by students and parents (e.g., spell out acronyms).


Part M-2 - Postemployment Benefits Other than Pension (OPEB) Information

Fiscal Year: July 1, 2020 - June 30, 2021			
Line No.	Description	Current year amount	Prior Year amount
05	OPEB expense	637,755	742,637
06	Net OPEB liability	<input checked="" type="checkbox"/> 6,067,803	7,749,587
07	Deferred inflows related to OPEB	4,620,888	4,120,314
08	Deferred outflows related to OPEB	662,760	742,637

 You may use the box below to provide additional context for the data you have reported above. Context notes will be posted on the College Navigator website. Therefore, you should write all context notes using proper grammar (e.g., complete sentences with punctuation) and common language that can be easily understood by students and parents (e.g., spell out acronyms).


Part H - Details of Endowment Net Assets

Fiscal Year: July 1, 2020 - June 30, 2021			
Include not only endowment net assets held by the institution, but any assets held by private foundations affiliated with the institution.			
Line No.	Value of Endowment Net Assets	Market Value	Prior Year Amounts
01	Value of endowment net assets at the beginning of the fiscal year	580,856	557,800
02	Value of endowment net assets at the end of the fiscal year	711,685	580,856
03	Change in value of endowment net assets CV=[H02-H01]	130,829	23,056
03a	New gifts and additions	51,975	0
03b	Endowment net investment return	78,854	23,056
03c	Spending distribution for current use	0	0
03d	Other CV=[H03-(H03a+H03b+H03c)]	0	0

 You may use the box below to provide additional context for the data you have reported above. Context notes will be posted on the College Navigator website. Therefore, you should write all context notes using proper grammar (e.g., complete sentences with punctuation) and common language that can be easily understood by students and parents (e.g., spell out acronyms).


Part N - Financial Health

Fiscal Year: July 1, 2020 - June 30, 2021			
Line No.	Description <i>(If your institution is a parent institution then the amounts reported should include ALL of your child institutions. Include amounts for the institution's GASB and FASB component units.)</i>	Current year amount	Prior year amount
01	Operating income (Loss) + net nonoperating revenues (expenses)	<input type="text" value="2,217,289"/>	2,074,874
02	Operating revenues + nonoperating revenues	<input type="text" value="15,441,891"/>	15,561,497
03	Change in net position	<input checked="" type="checkbox"/> <input type="text" value="2,713,399"/>	1,625,126
04	Net position	<input type="text" value="676,977"/>	-2,036,421
05	Expendable net assets	<input checked="" type="checkbox"/> <input type="text" value="995,052"/>	527,245
06	Plant-related debt	<input type="text" value="0"/>	0
07	Total expenses	<input type="text" value="12,728,493"/>	13,486,623

 You may use the box below to provide additional context for the data you have reported above. Context notes will be posted on the College Navigator website. Therefore, you should write all context notes using proper grammar (e.g., complete sentences with punctuation) and common language that can be easily understood by students and parents (e.g., spell out acronyms).


Part J - Revenue Data for the Census Bureau

Fiscal Year: July 1, 2020 - June 30, 2021						
Source and type		Amount				
		Total for all funds and operations (includes endowment funds, but excludes component units)	Education and general/independent operations	Auxiliary enterprises	Hospitals	Agriculture extension/experiment services
		(1)	(2)	(3)	(4)	(5)
01	Tuition and fees	1,228,729	1,228,729			
02	Sales and services		<input type="text"/>	564,555		<input type="text"/>
03	Federal grants/contracts (excludes Pell Grants)		<input type="text"/>	<input type="text"/>	<input type="text"/>	<input type="text"/>
Revenue from the state government:						
04	State appropriations, current & capital		<input type="text"/>	<input type="text"/>	<input type="text"/>	<input type="text"/>
05	State grants and contracts		<input type="text"/>	<input type="text"/>	<input type="text"/>	<input type="text"/>
Revenue from local governments:						
06	Local appropriation, current & capital		<input type="text"/>	<input type="text"/>	<input type="text"/>	<input type="text"/>
07	Local government grants/contracts		<input type="text"/>	<input type="text"/>	<input type="text"/>	<input type="text"/>
08	Receipts from property and non- property taxes	<input type="text"/>				
09	Gifts and private grants, NOT including capital grants	<input type="text"/>				
10	Interest earnings	<input type="text"/>				
11	<u>Dividend earnings</u>	<input type="text"/>				
12	<u>Realized capital gains</u>	<input type="text"/>				

 You may use the box below to provide additional context for the data you have reported above. Context notes will be posted on the College Navigator website. Therefore, you should write all context notes using proper grammar (e.g., complete sentences with punctuation) and common language that can be easily understood by students and parents (e.g., spell out acronyms).


Part K - Expenditure Data for the Census Bureau

Fiscal Year: July 1, 2020 - June 30, 2021						
Category		Total for all funds and operations (includes endowment funds, but excludes component units)	Education and general/independent operations	Auxiliary enterprises	Hospitals	Agriculture extension/experiment services
		(1)	(2)	(3)	(4)	(5)
02	Employee benefits, total		<input type="text"/>	<input type="text"/>	<input type="text"/>	<input type="text"/>
03	Payment to state retirement funds (may be included in line 02 above)		<input type="text"/>	<input type="text"/>	<input type="text"/>	<input type="text"/>
04	Current expenditures including salaries		<input type="text"/>	<input type="text"/>	<input type="text"/>	<input type="text"/>
Capital outlays						
05	Construction		<input type="text"/>	<input type="text"/>	<input type="text"/>	<input type="text"/>
06	Equipment purchases		<input type="text"/>	<input type="text"/>	<input type="text"/>	<input type="text"/>
07	Land purchases		<input type="text"/>	<input type="text"/>	<input type="text"/>	<input type="text"/>
08	Interest on debt outstanding, all funds and activities	<input type="text"/>				

 You may use the box below to provide additional context for the data you have reported above. Context notes will be posted on the College Navigator website. Therefore, you should write all context notes using proper grammar (e.g., complete sentences with punctuation) and common language that can be easily understood by students and parents (e.g., spell out acronyms).


Part L - Debt and Assets for Census Bureau, page 1

Fiscal Year: July 1, 2020 - June 30, 2021		
Debt		
	Category	Amount
01	Long-term debt outstanding at beginning of fiscal year	<input type="text" value="0"/>
02	Long-term debt issued during fiscal year	<input type="text" value="0"/>
03	Long-term debt retired during fiscal year	<input type="text" value="0"/>
04	Long-term debt outstanding at end of fiscal year	<input type="text" value="0"/>
05	Short-term debt outstanding at beginning of fiscal year	<input type="text" value="0"/>
06	Short-term debt outstanding at end of fiscal year	<input type="text" value="0"/>

 You may use the box below to provide additional context for the data you have reported above. Context notes will be posted on the College Navigator website. Therefore, you should write all context notes using proper grammar (e.g., complete sentences with punctuation) and common language that can be easily understood by students and parents (e.g., spell out acronyms).

Part L - Debt and Assets for Census Bureau, page 2

Fiscal Year: July 1, 2020 - June 30, 2021		
Assets		
	Category	Amount
07	Total cash and security assets held at end of fiscal year in sinking or debt service funds	<input type="text" value="0"/>
08	Total cash and security assets held at end of fiscal year in bond funds	<input type="text" value="0"/>
09	Total cash and security assets held at end of fiscal year in all other funds	<input type="text" value="0"/>

 You may use the box below to provide additional context for the data you have reported above. Context notes will be posted on the College Navigator website. Therefore, you should write all context notes using proper grammar (e.g., complete sentences with punctuation) and common language that can be easily understood by students and parents (e.g., spell out acronyms).

Prepared by

Prepared by

Reporting Reminders:

- The name of the preparer is being collected so that we can follow up with the appropriate person in the event that there are questions concerning the data.
- The Keyholder will be copied on all email correspondence to other preparers.
- The time it took to prepare this component is being collected so that we can continue to improve our estimate of the reporting burden associated with IPEDS.
- Please include in your estimate the time it took for you to review instructions, query and search data sources, complete and review the component, and submit the data through the Data Collection System.
- Thank you for your assistance.

This survey component was prepared by:

<input type="radio"/>	Keyholder	<input type="radio"/>	SFA Contact	<input type="radio"/>	HR Contact
<input checked="" type="radio"/>	Finance Contact	<input type="radio"/>	Academic Library Contact	<input type="radio"/>	Other

Name:

Email:

How many staff from your institution only were involved in the data collection and reporting process of this survey component?

Number of Staff (including yourself)

How many hours did you and others from your institution only spend on each of the steps below when responding to this survey component?
Exclude the hours spent collecting data for state and other reporting purposes.

Staff member	Collecting Data Needed	Revising Data to Match IPEDS Requirements	Entering Data	Revising and Locking Data
Your office	<input type="text" value="5.00"/> hours	<input type="text"/> hours	<input type="text" value="2.00"/> hours	<input type="text"/> hours
Other offices	<input type="text"/> hours	<input type="text"/> hours	<input type="text"/> hours	<input type="text"/> hours

Summary

Finance Survey Summary

IPEDS collects important information regarding your institution. All data reported in IPEDS survey components become available in the IPEDS Data Center and appear as aggregated data in various Department of Education reports. Additionally, some of the reported data appears specifically for your institution through the College Navigator website and is included in your institution's Data Feedback Report (DFR). The purpose of this summary is to provide you an opportunity to view some of the data that, when accepted through the IPEDS quality control process, will appear on the College Navigator website and/or your DFR. College Navigator is updated approximately three months after the data collection period closes and Data Feedback Reports will be available through the [Data Center](#) and sent to your institution's CEO in November 2021.

Please review your data for accuracy. If you have questions about the data displayed below after reviewing the data reported on the survey screens, please contact the IPEDS Help Desk at: 1-877-225-2568 or ipedshelp@rti.org.

Core Revenues			
Revenue Source	Reported values	Percent of total core revenues	Core revenues per FTE enrollment
Tuition and fees	\$742,877	5%	\$1,301
State appropriations	\$7,805,006	52%	\$13,669
Local appropriations	\$1,136,292	8%	\$1,990
Government grants and contracts	\$2,820,721	19%	\$4,940
Private gifts, grants, and contracts	\$0	0%	\$0
Investment income	\$17,017	0%	\$30
Other core revenues	\$2,457,099	16%	\$4,303
Total core revenues	\$14,979,012	100%	\$26,233
Total revenues	\$15,441,892	N/A	\$27,044

Other core revenues include federal appropriations; sales and services of educational activities; other operating and nonoperating sources; and other revenues and additions (e.g., capital appropriations, capital grants and gifts, etc.). Core revenues exclude revenues from auxiliary enterprises (e.g., bookstores, dormitories), hospitals, and independent operations. For institutions reporting in Full parent/child relationships, core revenues per FTE enrollment amounts will not be allocated to child institutions.

Core Expenses			
Expense function	Reported values	Percent of total core expenses	Core expenses per FTE enrollment
Instruction	\$6,292,105	51%	\$11,019
Research	\$0	0%	\$0
Public service	\$0	0%	\$0
Academic support	\$1,087,289	9%	\$1,904
Institutional support	\$1,743,142	14%	\$3,053
Student services	\$973,257	8%	\$1,704
Other core expenses	\$2,152,729	18%	\$3,770
Total core expenses	\$12,248,522	100%	\$21,451
Total expenses	\$12,835,572	N/A	\$22,479

Other core expenses include scholarships and fellowships, net of discounts and allowances, and other expenses. Core expenses exclude expenses from auxiliary enterprises (e.g., bookstores, dormitories), hospitals, and independent operations. For institutions reporting in Full parent/child relationships, core expenses per FTE enrollment amounts will not be allocated to child institutions.

Calculated value	
	Calculated value
FTE enrollment	571

The full-time equivalent (FTE) enrollment used in this report is the sum of the institution's FTE undergraduate enrollment and FTE graduate enrollment (as calculated from or reported on the 12-month Enrollment component). FTE is estimated using 12-month instructional activity (credit and/or clock hours). All doctor's degree students are reported as graduate students.

Edit Report

Finance

Source	Description	Severity	Resolved	Options
Global Edits				
Perform Edits	You reported \$908,497 for Pension expense and \$637,755 for Postemployment Benefits Other than Pension (OPEB) expense. These amounts are also expected to be included in Other Functional Expenses and Deductions in Part C-1. Your current reporting may not be including those expenses in that category based on the reported data in Part C-1 (\$1,270,351). Please correct your data or provide and appropriate explanation for this discrepancy. (Error #5826)	Explanation	Yes	
Reason	Per the 2021 Audit report - Note 12 total expenses were 12,835,572. These expenses are in in that number.			
Screen: Statement of net position (1)				
Screen Entry	The value of this field is expected to be greater than zero. Please correct your data or explain. (Error #5148)	Explanation	Yes	
Reason	Negative due to Pension and OPB inflows/outflows			
Screen: Revenues Part 2				
Screen Entry	This field should not be left blank. If this is correct, please confirm this. (Error #5108)	Confirmation	Yes	
Screen: Expenses Part 1				
Screen Entry	The amount reported is outside the expected range of between 362,404 and 1,087,212 when compared with the prior year value. Please correct your data or explain. (Error #5301)	Explanation	Yes	
Reason	This number is correct, per the 2021 Audit			
Screen: Expenses Part 2				
Screen Entry	The total amount of interest expenses is expected to be higher than what you have reported. Please correct your data or explain. (Error #5442)	Explanation	Yes	
Reason	College did not have interest expense for the 2021 fiscal year			
Screen: OPEB Information				
Perform Edits	The amount reported for Net OPEB liability (Part M-2 - line 06) is not expected to be greater than the amount of Net Pension liability (Part M-1 - line 02). Please explain or contact the IPEDS Help Desk for assistance. (Error #5820)	Explanation	Yes	
Reason	Number came from the 2021 Audited Financial Statements.			
Screen: Financial Health				
Screen Entry	The amount reported is outside the expected range of between 812,563 and 2,437,689 when compared with the prior year value. Please correct your data or explain. (Error #5301)	Explanation	Yes	
Reason	Number is correct (Number is from the 2021 Audit)			
Screen Entry	The amount reported is outside the expected range of between 263,623 and 790,867 when compared with the prior year value. Please correct your data or explain. (Error #5301)	Explanation	Yes	
Reason	Number is correct (Number ties back to 2021 Audit Report)			