

# IPEDS 2024-25 Data Collection System

IPEDS HELP DESK (877) 225-2568 | [ipedshelp@rti.org](mailto:ipedshelp@rti.org)  
OMB NO. 1850-0582 v.33 : Approval Expires 8/31/2027  
User ID: P1989231

## Finance 2024-25

Institution: McDowell Technical Community College (198923)

User ID: P1989231

### Overview

#### Overview

The purpose of the IPEDS Finance component is to collect basic financial information from items associated with the institution's General Purpose Financial Statements.

#### Data Reporting Reminder:

- Report data to accurately reflect the time period corresponding with the IPEDS survey component, even if such reporting is seemingly inconsistent with prior-year reporting.

#### Changes to reporting:

No changes for the 2024-25 data collection period.

#### Resources:

- To download the survey materials for this component: [Survey Materials](#)
- To access your prior year data submission for this component: [Reported Data](#)

If you have questions about completing this survey, please contact the **IPEDS Help Desk at (877) 225-2568**.

Institution: McDowell Technical Community College (198923)

User ID: P1989231

## Finance - Public Institutions' Reporting Standard

### Reporting Standard

Please indicate which reporting standards are used to prepare your financial statements:

- GASB (Governmental Accounting Standards Board), using standards of GASB 34 & 35
- FASB (Financial Accounting Standards Board)

Please consult your business officer for the correct response before saving this screen. Your response to this question will determine the forms you will receive for reporting finance data.

Institution: McDowell Technical Community College (198923)

Finance - Public Institutions Using GASB Standards

**General Information: GASB-Reporting Institutions (aligned form)**

## Reporting Reminder:

- To the extent possible, the finance data requested in this report should be provided from your institution's audited General Purpose Financial Statements (GPFS).
- Please refer to the instructions specific to each screen of the survey for details and references.

**1. Fiscal Year Calendar**

This report covers financial activities for the 12-month fiscal year: (The fiscal year reported should be the most recent fiscal year ending before October 1, 2024.)

Beginning: month/year (MMYYYY)	Month: <input type="text" value="7"/>	Year: <input type="text" value="2023"/>
And ending: month/year (MMYYYY)	Month: <input type="text" value="6"/>	Year: <input type="text" value="2024"/>

**2. Audit Opinion**

Did your institution receive an unqualified opinion on its General Purpose Financial Statements from your auditor for the fiscal year noted above? (If your institution is audited only in combination with another entity, answer this question based on the audit of that entity.)

- Unqualified
- i** Qualified (Explain in box below)
- Don't know OR in progress (Explain in box below)

**3. Reporting Model**

GASB Statement No. 34 offers three alternative reporting models for special-purpose governments like colleges and universities. Which model is used by your institution?

- Business-type activities
- Governmental Activities
- Governmental Activities with Business-Type Activities

**4. Intercollegiate Athletics**

Does your institution participate in intercollegiate athletics?

- No
- Yes - answer part a and b below

a) Are the intercollegiate athletics expenses accounted for as? [check all that apply]

- Auxiliary enterprises
- Student services
- Other (specify in box below)

b) Does your institution have intercollegiate athletics revenue?

- No
- Yes - select category(s) where these revenues are included [check all that apply]

- Sales and services of educational activities
- Sales and services of auxiliary enterprises
- Other (specify in box below)

**5. Endowment Assets**Does this institution or any of its foundations or other affiliated organizations own endowment assets?

- No
- Yes - (report details of endowment net assets)

**6. Pension**


Does your institution include defined benefit pension liabilities, expenses, and/or deferrals in its General Purpose Financial Statements?

- No
- i** Yes

**7. Postemployment Benefits Other than Pension (OPEB)**

Does your institution include postemployment benefits other than pension (OPEB) liabilities, expenses, and/or deferrals in its General Purpose Financial Statements?


- No  
 Yes

 You may use the box below to provide additional context for the data you have reported above. Context notes will be posted on the College Navigator website. Therefore, you should write all context notes using proper grammar (e.g., complete sentences with punctuation) and common language that can be easily understood by students and parents (e.g., spell out acronyms).

2024 Audit was not performed. The College is set to have a 2025 audit. Numbers will be unaudited.


Part A - Statement of Net Position Page 1

Fiscal Year: July 1, 2023 - June 30, 2024			
If your institution is a parent institution then the amounts reported in Parts A and D should include ALL of your child institutions			
Line no.		Current year amount	Prior year amount
<b>Assets</b>			
01	Total <u>current assets</u>	2,148,096	2,475,829
31	Depreciable <u>capital assets</u> , net of depreciation	10,428,496	10,601,164
04	Other noncurrent assets CV=[A05-A31]	2,441,084	2,304,407
05	Total <u>noncurrent assets</u>	12,869,580	12,905,571
06	<b>Total assets</b> CV=(A01+A05)	15,017,676	15,381,400
19	<u>Deferred outflows of resources</u>	7,994,369	5,129,354
<b>Liabilities</b>			
07	<u>Long-term debt, current portion</u>	146,919	155,033
08	Other current liabilities CV=(A09-A07)	461,999	2,320,808
09	Total <u>current liabilities</u>	608,918	2,475,841
10	<u>Long-term debt</u>	14,563,025	10,727,915
11	Other noncurrent liabilities CV=(A12-A10)	0	0
12	Total <u>noncurrent liabilities</u>	14,563,025	10,727,915
13	<b>Total liabilities</b> CV=(A09+A12)	15,171,943	13,203,756
20	<u>Deferred inflows of resources</u>	2,722,352	3,674,892
<b>Net Position</b>			
14	<u>Invested in capital assets, net of related debt</u>	10,868,369	11,041,036
15	<u>Restricted-expendable</u>	1,042,601	985,584
16	<u>Restricted-nonexpendable</u>	368,554	368,554
17	<u>Unrestricted</u> CV=[A18-(A14+A15+A16)]	<input checked="" type="checkbox"/> -7,161,774	-8,763,068
18	<b>Net position</b> CV=[(A06+A19)-(A13+A20)]	5,117,750	3,632,106

 You may use the box below to provide additional context for the data you have reported above. Context notes will be posted on the College Navigator website. Therefore, you should write all context notes using proper grammar (e.g., complete sentences with punctuation) and common language that can be easily understood by students and parents (e.g., spell out acronyms).


Part A - Statement of Net Position Page 2

Fiscal Year: July 1, 2023 - June 30, 2024			
Line No.	Description	Ending balance	Prior year Ending balance
<b>Capital Assets</b>			
21	<u>Land and land improvements</u>	439,873	439,873
22	<u>Infrastructure</u>	722,685	722,685
23	<u>Buildings</u>	15,237,893	15,237,893
32	Equipment, including art and <u>library collections</u>	3,003,764	2,729,400
27	<u>Construction in progress</u>	0	0
	<b>Total for Plant, Property and Equipment</b> CV = (A21+ .. A27)	<b>19,404,215</b>	<b>19,129,851</b>
28	<u>Accumulated depreciation</u>	8,535,846	10,601,164
33	Intangible assets, net of accumulated amortization	0	0
34	Other capital assets	0	0

 You may use the box below to provide additional context for the data you have reported above. Context notes will be posted on the College Navigator website. Therefore, you should write all context notes using proper grammar (e.g., complete sentences with punctuation) and common language that can be easily understood by students and parents (e.g., spell out acronyms).


Part D - Summary of Changes In Net Position

Fiscal Year: July 1, 2023 - June 30, 2024			
If your institution is a parent institution then the amounts reported in Parts A and D should include ALL of your child institutions			
Line No.	Description	Current year amount	Prior year amount
01	Total revenues and other additions for this institution <b>AND all of its child institutions</b>	21,270,376	19,438,867
02	Total expenses and deductions for this institution <b>AND all of its child institutions</b>	19,784,733	18,301,128
03	Change in net position during year CV=(D01-D02)	1,485,643	1,137,739
04	<u>Net position</u> beginning of year for this institution <b>AND all of its child institutions</b>	3,632,106	2,494,367
05	<u>Adjustments to beginning net position</u> and other gains or losses CV=[D06-(D03+D04)]	1	0
06	Net position end of year for this institution <b>AND all of its child institutions (from A18)</b>	5,117,750	3,632,106

 You may use the box below to provide additional context for the data you have reported above. Context notes will be posted on the College Navigator website. Therefore, you should write all context notes using proper grammar (e.g., complete sentences with punctuation) and common language that can be easily understood by students and parents (e.g., spell out acronyms).

Part E-1 - Scholarships and Fellowships

Fiscal Year: July 1, 2023 - June 30, 2024			
Do not report Federal Direct Student Loans (FDSL) anywhere in this section.			
Line No.	Scholarships and Fellowships	Current year amount	Prior year amount
01	<u>Pell grants</u> (federal)	1,826,600	1,452,907
02	<u>Other federal grants</u> (Do NOT include FDSL amounts)	65,479	43,713
03	<u>Grants by state government</u>	0	0
04	<u>Grants by local government</u>		0
05	<u>Institutional grants from restricted resources</u>		0
06	<u>Institutional grants from unrestricted resources</u> CV=[E07-(E01+...+E05)]	731,964	262,508
07	Total revenue that funds scholarships and fellowships	2,624,043	1,759,128
<b>Discounts and Allowances</b>			
08	<u>Discounts and allowances</u> applied to <u>tuition and fees</u>	808,005	929,334
09	<u>Discounts and allowances</u> applied to sales and services of <u>auxiliary enterprises</u>	144,720	125,597
10	Total discounts and allowances CV=(E08+E09)	952,725	1,054,931
11	Net scholarships and fellowships expenses after deducting discounts and allowances CV= (E07-E10) <b>This amount will be carried forward to C10 of the expense section.</b>	1,671,318	704,197

 You may use the box below to provide additional context for the data you have reported above. Context notes will be posted on the College Navigator website. Therefore, you should write all context notes using proper grammar (e.g., complete sentences with punctuation) and common language that can be easily understood by students and parents (e.g., spell out acronyms).

Part E-2 - Sources of Discounts and Allowances

Fiscal Year: July 1, 2023 - June 30, 2024							
Line No.	Source of Discounts and Allowances	Amount of Source Applied to:					
		Tuition and fees discounts allowances		Auxiliary enterprises discounts allowances		Total discounts allowances	
		Current year amount	Prior year amount	Current year amount	Prior year amount	Current year amount	Prior year amount
12	Pell grants (federal)	808,005	929,334	144,720	125,597	952,725	1,054,931
13	Other federal grants (Do NOT include FDSL amounts)		0		0	0	0
14	Grants by state government		0		0	0	0
15	Grants by local government		0		0	0	0
16	Endowments and gifts		0		0	0	0
17	Other institutional sources CV=[E18-(E12+E13+ ... +E16)]	0	0	0	0	0	0
18	Total (from Part E1 line 8, 9 and 10)	808,005	929,334	144,720	125,597	952,725	1,054,931

Part B - Revenues and Other Additions, Page 1


Fiscal Year: July 1, 2023 - June 30, 2024			
Line No.	Source of Funds	Current year amount	Prior year amount
<b>Operating Revenues</b>			
01	<u>Tuition and fees</u> , after deducting <u>discounts and allowances</u>	770,476	526,065
<b>Grants and contracts - operating</b>			
02	Federal operating grants and contracts	0	0
03	State operating grants and contracts	0	0
04	Local government/private operating grants and contracts	0	0
04a	Local government operating grants and contracts	0	0
04b	Private operating grants and contracts	0	0
05	Sales and services of <u>auxiliary enterprises</u> , after deducting <u>discounts and allowances</u>	572,543	505,235
26	<u>Sales and services of educational activities</u>	0	0
08	Other sources - operating (CV) CV=[B09-(B01+ ....+B26)]	20,239	29,685
09	Total operating revenues	1,363,258	1,060,985

Part B - Revenues and Other Additions, Page 2

Fiscal Year: July 1, 2023 - June 30, 2024			
Line No.	Source of funds	Current year amount	Prior year amount
<u>Nonoperating Revenues</u>			
10	Federal <u>appropriations</u>	2,341,659	776,279
11	State <u>appropriations</u>	10,455,308	9,418,489
12	<u>Local appropriations, education district taxes, and similar support</u>	1,204,500	1,191,000
Grants-nonoperating			
13	Federal nonoperating grants <b>Do NOT include Federal Direct Student Loans</b>	3,435,425	5,100,550
14	State nonoperating grants	0	0
15	Local government nonoperating grants	0	0
16	<u>Gifts, including contributions from affiliated organizations</u>	0	0
17	<u>Investment income</u>	49,743	30,522
18	Other nonoperating revenues <b>CV=[B19-(B10+...+B17)]</b>	746,725	0
19	Total nonoperating revenues	18,233,360	16,516,840
27	Total operating and nonoperating revenues <b>CV=[B19+B09]</b>	19,596,618	17,577,825
28	<u>12-month Student FTE from E12</u>	771	729
29	Total operating and nonoperating revenues per student FTE <b>CV=[B27/B28]</b>	25,417	24,112

Part B - Revenues and Other Additions, Page 3

Fiscal Year: July 1, 2023 - June 30, 2024			
Line No.	Source of funds	Current year amount	Prior year amount
Other Revenues and Additions			
20	<u>Capital appropriations</u>	<input type="text" value="1,673,759"/>	1,797,792
21	<u>Capital grants and gifts</u>	<input type="text" value="0"/>	63,250
22	<u>Additions to permanent endowments</u>	<input type="text" value="0"/>	0
23	Other revenues and additions CV=[B24-(B20+...+B22)]	<input checked="" type="checkbox"/> -1	0
24	Total other revenues and additions CV=[B25-(B9+B19)]	1,673,758	1,861,042
25	Total all revenues and other additions	<input type="text" value="21,270,376"/>	19,438,867


 You may use the box below to provide additional context for the data you have reported above. Context notes will be posted on the College Navigator website. Therefore, you should write all context notes using proper grammar (e.g., complete sentences with punctuation) and common language that can be easily understood by students and parents (e.g., spell out acronyms).

Part C-1 - Expenses and Other Deductions by Functional Classification

Fiscal Year: July 1, 2023 - June 30, 2024					
Report Total Operating AND Nonoperating Expenses in this section					
Line No.	Expense: Functional Classifications	Total amount	Prior Year Total Amount	Salaries and wages	Prior Year Salaries and wages
		(1)		(2)	
01	<u>Instruction</u>	9,632,960	8,542,409	5,803,413	6,725,343
02	<u>Research</u> <input checked="" type="checkbox"/>	805	158	0	0
03	<u>Public service</u>	1,038	1,013	0	0
05	<u>Academic support</u>	889,881	1,136,451	665,290	1,074,129
06	<u>Student services</u>	1,232,723	1,121,675	813,919	1,037,224
07	<u>Institutional support</u> <input checked="" type="checkbox"/>	3,391,331	1,177,881	1,596,311	421,312
10	<u>Scholarships and fellowships expenses, net of discounts and allowances (from Part E-1, line 11)</u>	1,671,318	704,197		
11	<u>Auxiliary enterprises</u>	1,038,047	796,473	359,761	348,583
14	Other Functional Expenses and deductions CV=[C19-(C01+...+C11)]	1,926,630	4,820,871	259,306	333,752
19	<b>Total expenses and deductions</b>	19,784,733	18,301,128	9,498,000	9,940,343


Part C-2 - Expenses and Other Deductions by Natural Classification

Fiscal Year: July 1, 2023 - June 30, 2024			
Line No.	Expense: Natural Classifications	Total Amount	Prior year amount
19-2	<u>Salaries and Wages</u> (from Part C-1,Column 2 line 19)	9,498,000	9,940,343
19-3	<u>Benefits</u>	<input type="text" value="2,570,615"/>	2,491,050
19-4	<u>Operation and Maintenance of Plant</u> (as a natural expense)	<input type="text" value="659,351"/>	3,054,312
19-5	<u>Depreciation</u>	<input type="text" value="447,032"/>	423,943
19-6	<u>Interest</u>	<input type="text" value="0"/>	0
19-7	<u>Other Natural Expenses and Deductions</u> CV=[C19-1 - (C19-2 + ... + C19-6)]	6,609,735	2,391,480
19-1	<b>Total Expenses and Deductions</b> <b>(from Part C-1, Line 19)</b>	19,784,733	18,301,128
20-1	<u>12-month Student FTE</u> (from E12 survey)	771	729
21-1	Total expenses and deductions per student FTE CV=[C19-1/C20-1]	<b>25,661</b>	25,104

 You may use the box below to provide additional context for the data you have reported above. Context notes will be posted on the College Navigator website. Therefore, you should write all context notes using proper grammar (e.g., complete sentences with punctuation) and common language that can be easily understood by students and parents (e.g., spell out acronyms).


Part M-1 - Pension Information

Fiscal Year: July 1, 2023 - June 30, 2024			
Line No.	Description	Current year amount	Prior Year amount
01	Pension expense	<input checked="" type="checkbox"/> <input type="text" value="1,742,019"/>	992,595
02	Net Pension liability	<input type="text" value="5,681,812"/>	4,241,912
03	Deferred inflows related to pension	<input type="text" value="41,936"/>	62,344
04	Deferred outflows related to pension	<input type="text" value="4,151,725"/>	3,243,714

 You may use the box below to provide additional context for the data you have reported above. Context notes will be posted on the College Navigator website. Therefore, you should write all context notes using proper grammar (e.g., complete sentences with punctuation) and common language that can be easily understood by students and parents (e.g., spell out acronyms).


Part M-2 - Postemployment Benefits Other than Pension (OPEB) Information

Fiscal Year: July 1, 2023 - June 30, 2024			
Line No.	Description	Current year amount	Prior Year amount
05	OPEB expense	<input checked="" type="checkbox"/> <input type="text" value="8,053"/>	-904,494
06	Net OPEB liability	<input checked="" type="checkbox"/> <input type="text" value="8,162,197"/>	5,789,499
07	Deferred inflows related to OPEB	<input type="text" value="2,680,416"/>	3,612,548
08	Deferred outflows related to OPEB	<input checked="" type="checkbox"/> <input type="text" value="3,842,644"/>	1,885,640

 You may use the box below to provide additional context for the data you have reported above. Context notes will be posted on the College Navigator website. Therefore, you should write all context notes using proper grammar (e.g., complete sentences with punctuation) and common language that can be easily understood by students and parents (e.g., spell out acronyms).


Part H - Details of Endowment Net Assets

Fiscal Year: July 1, 2023 - June 30, 2024			
Include not only endowment net assets held by the institution, but any assets held by private foundations affiliated with the institution.			
Line No.	Value of Endowment Net Assets	Market Value	Prior Year Amounts
01	Value of endowment net assets at the beginning of the fiscal year	783,097	794,234
02	Value of endowment net assets at the end of the fiscal year	1,379,948	783,097
03	Change in value of endowment net assets CV=[H02-H01]	596,851	-11,137
03a	New gifts and additions	626,607	151,635
03b	Endowment net investment return	18,563	38,390
03c	Spending distribution for current use	0	-151,819
03d	Other CV=[H03-(H03a+H03b+H03c)]	-48,319	-49,343

 You may use the box below to provide additional context for the data you have reported above. Context notes will be posted on the College Navigator website. Therefore, you should write all context notes using proper grammar (e.g., complete sentences with punctuation) and common language that can be easily understood by students and parents (e.g., spell out acronyms).


Part N - Financial Health

Fiscal Year: July 1, 2023 - June 30, 2024			
Line No.	Description <i>(If your institution is a parent institution then the amounts reported should include ALL of your child institutions. Include amounts for the institution's GASB and FASB component units.)</i>	Current year amount	Prior year amount
01	Operating income (Loss) + net nonoperating revenues (expenses)	1,485,643	1,137,740
02	Operating revenues + nonoperating revenues	21,270,375	17,577,825
03	Change in net position	1,485,643	1,148,877
04	Net position	<input checked="" type="checkbox"/> 5,117,751	2,849,010
05	Expendable net assets	1,042,601	985,584
06	Plant-related debt	0	0
07	Total expenses	19,784,733	18,301,128

 You may use the box below to provide additional context for the data you have reported above. Context notes will be posted on the College Navigator website. Therefore, you should write all context notes using proper grammar (e.g., complete sentences with punctuation) and common language that can be easily understood by students and parents (e.g., spell out acronyms).


Part J - Revenue Data for the Census Bureau

Fiscal Year: July 1, 2023 - June 30, 2024						
Source and type		Amount				
		Total for all funds and operations (includes endowment funds, but excludes component units)	Education and general/independent operations	Auxiliary enterprises	Hospitals	Agriculture extension/experiment services
		(1)	(2)	(3)	(4)	(5)
01	Tuition and fees	1,578,481	1,578,481			
02	Sales and services	717,263	<input type="text" value="0"/>	717,263		<input type="text"/>
03	Federal grants/contracts (excludes Pell Grants)	0	<input type="text"/>	<input type="text"/>	<input type="text"/>	<input type="text"/>
Revenue from the state government:						
04	State appropriations, current & capital	0	<input type="text"/>	<input type="text"/>	<input type="text"/>	<input type="text"/>
05	State grants and contracts	0	<input type="text"/>	<input type="text"/>	<input type="text"/>	<input type="text"/>
Revenue from local governments:						
06	Local appropriation, current & capital	0	<input type="text"/>	<input type="text"/>	<input type="text"/>	<input type="text"/>
07	Local government grants/contracts	0	<input type="text"/>	<input type="text"/>	<input type="text"/>	<input type="text"/>
08	Receipts from property and non-property taxes	<input type="text"/>				
09	Gifts and private grants, NOT including capital grants	<input type="text"/>				
10	Interest earnings	<input type="text"/>				
11	<u>Dividend earnings</u>	<input type="text"/>				
12	<u>Realized capital gains</u>	<input type="text"/>				

 You may use the box below to provide additional context for the data you have reported above. Context notes will be posted on the College Navigator website. Therefore, you should write all context notes using proper grammar (e.g., complete sentences with punctuation) and common language that can be easily understood by students and parents (e.g., spell out acronyms).


Part K - Expenditure Data for the Census Bureau

Fiscal Year: July 1, 2023 - June 30, 2024						
Category		Total for all funds and operations (includes endowment funds, but excludes component units)	Education and general/ independent operations	Auxiliary enterprises	Hospitals	Agriculture extension/ experiment services
		(1)	(2)	(3)	(4)	(5)
02	Employee benefits, total	0	<input type="text" value="0"/>	<input type="text"/>	<input type="text"/>	<input type="text"/>
03	Payment to state retirement funds (may be included in line 02 above)	0	<input type="text"/>	<input type="text"/>	<input type="text"/>	<input type="text"/>
04	Current expenditures <b>including</b> salaries	0	<input type="text"/>	<input type="text"/>	<input type="text"/>	<input type="text"/>
Capital outlays						
05	Construction	0	<input type="text"/>	<input type="text"/>	<input type="text"/>	<input type="text"/>
06	Equipment purchases	0	<input type="text"/>	<input type="text"/>	<input type="text"/>	<input type="text"/>
07	Land purchases	0	<input type="text"/>	<input type="text"/>	<input type="text"/>	<input type="text"/>
08	Interest on debt outstanding, all funds and activities	<input type="text"/>				

 You may use the box below to provide additional context for the data you have reported above. Context notes will be posted on the College Navigator website. Therefore, you should write all context notes using proper grammar (e.g., complete sentences with punctuation) and common language that can be easily understood by students and parents (e.g., spell out acronyms).


Part L - Debt and Assets for Census Bureau, page 1

Fiscal Year: July 1, 2023 - June 30, 2024		
Debt		
	Category	Amount
01	Long-term debt outstanding at beginning of fiscal year	<input type="text" value="0"/>
02	Long-term debt issued during fiscal year	<input type="text"/>
03	Long-term debt retired during fiscal year	<input type="text"/>
04	Long-term debt outstanding at end of fiscal year	<input type="text"/>
05	Short-term debt outstanding at beginning of fiscal year	<input type="text"/>
06	Short-term debt outstanding at end of fiscal year	<input type="text"/>

 You may use the box below to provide additional context for the data you have reported above. Context notes will be posted on the College Navigator website. Therefore, you should write all context notes using proper grammar (e.g., complete sentences with punctuation) and common language that can be easily understood by students and parents (e.g., spell out acronyms).

Part L - Debt and Assets for Census Bureau, page 2

Fiscal Year: July 1, 2023 - June 30, 2024		
Assets		
	Category	Amount
07	Total cash and security assets held at end of fiscal year in sinking or debt service funds	<input type="text" value="0"/>
08	Total cash and security assets held at end of fiscal year in bond funds	<input type="text" value="0"/>
09	Total cash and security assets held at end of fiscal year in all other funds	<input type="text" value="0"/>

 You may use the box below to provide additional context for the data you have reported above. Context notes will be posted on the College Navigator website. Therefore, you should write all context notes using proper grammar (e.g., complete sentences with punctuation) and common language that can be easily understood by students and parents (e.g., spell out acronyms).

Prepared by

Prepared by

Reporting Reminders:

- The name of the preparer is being collected so that we can follow up with the appropriate person in the event that there are questions concerning the data.
- The Keyholder will be copied on all email correspondence to other preparers.
- The time it took to prepare this component is being collected so that we can continue to improve our estimate of the reporting burden associated with IPEDS.
- Please include in your estimate the time it took for you to review instructions, query and search data sources, complete and review the component, and submit the data through the Data Collection System.
- Thank you for your assistance.

This survey component was prepared by:

<input type="radio"/>	Keyholder	<input type="radio"/>	SFA Contact	<input type="radio"/>	HR Contact
<input checked="" type="radio"/>	Finance Contact	<input type="radio"/>	Academic Library Contact	<input type="radio"/>	Other

Name:

Email:

How many staff from your institution only were involved in the data collection and reporting process of this survey component?

Number of Staff (including yourself)

How many hours did you and others from your institution only spend on each of the steps below when responding to this survey component?  
*Exclude the hours spent collecting data for state and other reporting purposes.*

Staff member	Collecting Data Needed	Revising Data to Match IPEDS Requirements	Entering Data	Revising and Locking Data
Your office	<input type="text" value="10.00"/> hours	<input type="text"/> hours	<input type="text"/> hours	<input type="text"/> hours
Other offices	<input type="text"/> hours	<input type="text"/> hours	<input type="text"/> hours	<input type="text"/> hours

Institution: McDowell Technical Community College (198923)

User ID: P1989231

## Summary

## Finance Component Summary

The purpose of this summary is to provide you an opportunity to view some of the data that, when accepted through the IPEDS quality control process, will appear on the [College Navigator](#) website and/or your institution's Data Feedback Report (DFR). In addition, all data reported in IPEDS survey components become publicly available through the [IPEDS Use the Data](#) and appear as aggregated statistics in various Department of Education reports. [College Navigator](#) is updated approximately three months after the data collection period closes and DFRs will be available through the [IPEDS Use the Data](#) and sent to your institution's CEO at the end of 2025.

Please review your data for accuracy. If you have questions about the data displayed below or after reviewing the data reported on the survey screens, please contact the IPEDS Help Desk at: 1-877-225-2568 or [ipedshelp@rti.org](mailto:ipedshelp@rti.org).

Core Revenues			
Revenue Source	Reported values	Percent of total core revenues (%)	Core revenues per FTE enrollment
Tuition and fees	770,476	4	999
State appropriations	10,455,308	51	13,561
Local appropriations	1,204,500	6	1,562
Government grants and contracts	3,435,425	17	4,456
Private gifts, grants, and contracts	0	0	0
Investment income	49,743	0	65
Other core revenues	4,782,381	23	6,203
Total core revenues	20,697,833	100	26,845
<b>Total revenues</b>	21,270,376	N/A	27,588

Other core revenues include federal appropriations; sales and services of educational activities; other operating and nonoperating sources; and other revenues and additions (e.g., capital appropriations, capital grants and gifts, etc.). Core revenues exclude revenues from auxiliary enterprises (e.g., bookstores, dormitories), hospitals, and independent operations. For institutions reporting in Full parent/child relationships, core revenues per FTE enrollment amounts will not be allocated to child institutions.

Core Expense			
Expense function	Reported values	Percent of total core expenses (%)	Core expenses per FTE enrollment
Instruction	9,632,960	51	12,494
Research	805	0	1
Public service	1,038	0	1
Academic support	889,881	5	1,154
Institutional support	3,391,331	18	4,399
Student services	1,232,723	7	1,599
Other core expenses	3,597,948	19	4,667
Total core expenses	18,746,686	100	24,315
<b>Total expenses</b>	19,784,733	N/A	25,661

Other core expenses include scholarships and fellowships, net of discounts and allowances, and other expenses. Core expenses exclude expenses from auxiliary enterprises (e.g., bookstores, dormitories), hospitals, and independent operations. For institutions reporting in Full parent/child relationships, core expenses per FTE enrollment amounts will not be allocated to child institutions.

Calculated value	
FTE enrollment	771

The full-time equivalent (FTE) enrollment used in this report is the sum of the institution's FTE undergraduate enrollment and FTE graduate enrollment (as calculated from or reported on the 12-month Enrollment component). FTE is estimated using 12-month instructional activity (credit and/or clock hours). All doctor's degree students are reported as graduate students.

## Edit Report

## Finance

Source	Description	Severity	Resolved	Options
<b>Screen: Part A - Statement of Net Position Page 1</b>				
Screen Entry	The value of this field is expected to be greater than zero. Please correct your data or explain. (Error #5148)	Explanation	Yes	
Reason	Negative due to accumulated vacation leave and pensions that are not the College's obligation			
<b>Screen: Part E-1 - Scholarships and Fellowships</b>				
Perform Edits	The value of Pell grants reported in Finance component is out of range compared to the Pell grants reported in the Student Financial Aid component. Please correct your data or explain. (Error #5308)	Explanation	Yes	
Reason	Student Numbers were up close to 10% for the fiscal year .			
Perform Edits	The fiscal year for this institution exactly matches the coverage period specified in SFA (July 1 to June 30) therefore, we would expect the grant/scholarship aid awarded in SFA (\$4,772,008) to be similar to the scholarship/fellowship revenue reported in Finance (\$2,624,043). Please review your data and make any necessary corrections, or explain. (Error #5309)	Explanation	Yes	
Reason	Student Numbers were up close to 10%			
<b>Screen: Part B - Revenues and Other Additions, Page 3</b>				
Screen Entry	This field is not expected to be negative. Please correct your data or explain. (Error #5278)	Explanation	Yes	
Reason	immaterial			
<b>Screen: Part C-1 - Expenses and Other Deductions by Functional Classification</b>				
Screen Entry	The amount reported is outside the expected range of between 79 and 237 when compared with the prior year value. Please correct your data or explain. (Error #5301)	Explanation	Yes	
Reason	Number is Correct and immaterial			
Screen Entry	The amount reported is outside the expected range of between 588,941 and 1,766,821 when compared with the prior year value. Please correct your data or explain. (Error #5301)	Explanation	Yes	
Reason	Number has reviewed and has been verified.			
<b>Screen: Part C-2 - Expenses and Other Deductions by Natural Classification</b>				
Perform Edits	The total amount of interest expenses reported in Part C (line 19, column 6) is expected to be greater than zero. Please correct your data or contact the IPEDS Help Desk for assistance. (Error #5121)	Fatal	Yes	
Reason	Overridden by administrator. Institution confirms data is correct, confirms no interest via audit. TMB			
Related Screens	Expenses Part 2			
<b>Screen: Part M-1 - Pension Information</b>				
Screen Entry	The amount reported is outside the expected range of between 645,187 and 1,340,003 when compared with the prior year value. Please correct your data or explain. (Error #5301)	Explanation	Yes	
Reason	Number has been verified and has been reviewed			
<b>Screen: Part M-2 - Postemployment Benefits Other than Pension (OPEB) Information</b>				
Screen Entry	The amount reported is outside the expected range of between -1,221,066 and -587,921 when compared with the prior year value. Please correct your data or explain. (Error #5301)	Explanation	Yes	
Reason	Number ties back to the audit report.			
Screen Entry	The amount reported is outside the expected range of between 3,763,175 and 7,815,823 when compared with the prior year value. Please correct your data or explain. (Error #5301)	Explanation	Yes	
Reason	Number ties back to the audit report			
Screen Entry	The amount reported is outside the expected range of between 1,225,666 and 2,545,614 when compared with the prior year value. Please correct your data or explain. (Error #5301)	Explanation	Yes	

Reason	Number ties back tot he audit report			
Perform Edits	The amount reported for Net OPEB liability (Part M-2 - line 06) is not expected to be greater than the amount of Net Pension liability (Part M-1 - line 02). Please explain or contact the IPEDS Help Desk for assistance. (Error #5820)	Explanation	Yes	
Reason	Number ties back to the audit report			
<b>Screen: Part N - Financial Health</b>				
Screen Entry	The amount reported is outside the expected range of between 1,424,505 and 4,273,515 when compared with the prior year value. Please correct your data or explain. (Error #5301)	Explanation	Yes	
Reason	Number ties back to the audit report. Number is correct			