

IPEDS 2025-26 Data Collection System

IPEDS HELP DESK (877) 225-2568 | ipedshelp@rti.org
OMB NO. 1850-0582 v.33 : Approval Expires 8/31/2027
User ID: P1989231

12-month Enrollment 2025-26

Institution: McDowell Technical Community College (198923)

User ID: P1989231

Overview

12-month Enrollment Overview

The 12-month Enrollment survey component collects unduplicated student enrollment counts and instructional activity data for an entire 12-month period. Using the instructional activity data reported, a full-time equivalent (FTE) student enrollment at the undergraduate and graduate level is estimated (4-year institutions only). Institutions with Doctor's - professional practice students will also report the FTE enrollment of those students (4-year institutions only). NCES uses the FTE enrollment to produce indicators such as expenses by function per FTE as reported in the IPEDS Data Feedback Report.

Data Reporting Reminder:

- All institutions must use the July 1 - June 30 reporting period.
- Report data to accurately reflect the time period corresponding with the IPEDS survey component, even if such reporting is seemingly inconsistent with prior-year reporting.

Changes in reporting

The following changes were implemented for the 2025-26 data collection period:

- Removed question collecting student headcounts of Another Gender.
- Revised "gender" to "sex" where applicable. Revised "men" to "male" and "women" to "female" where applicable.

Resources:

- To download the survey materials for this component: [Survey Materials](#)
- To access your prior year data submission for this component: [Reported Data](#)

If you have questions about completing this survey, please contact the IPEDS Help Desk at 1-877-225-2568.


Institution: McDowell Technical Community College (198923)

User ID: P1989231

12-month Enrollment Screening Questions

1. Which instructional activity units will you use to report undergraduate instructional activity?

- Undergraduate instructional activity data in Part B may be reported in units of clock hours or credit hours.
 - Clock hours
 - Credit hours
 - Both clock and credit hours (some undergraduate programs measured in clock hours and some measured in credit hours)

 You may use the box below to provide additional context for the data you have reported above. Context notes will be posted on the College Navigator website. Therefore, you should write all context notes using proper grammar (e.g., complete sentences with punctuation) and common language that can be easily understood by students and parents (e.g., spell out acronyms).

2. Did your institution enroll high school students in college courses for credit during the 12-month Enrollment (E12) reporting period of July 1, 2024 - June 30, 2025?

*If you answer **Yes** to this question, you will be able to report the unduplicated count of high school students enrolled in college courses for credit on Part C of the 12-month Enrollment (E12) survey component.*

- Yes.
 - Within a dual enrollment program.
 - Outside a dual enrollment program.
- No

Note:

Within a dual enrollment program is defined as within an organized system with special guidelines that allows high school students to take college-level courses. The guidelines might have to do with entrance or eligibility requirements, funding, limits on course taking, etc.

Outside a dual enrollment program is defined as high school students who simply enroll in credit courses through your institution, and are treated as regularly enrolled college students.

Institution: McDowell Technical Community College (198923)

Part A - Unduplicated Count for Full-time Undergraduate Students

12-month Unduplicated Count by Race/Ethnicity and Sex - Full-time Undergraduate Students

July 1, 2024 – June 30, 2025

Reporting Reminders:

- The 12-month unduplicated count must be equal or greater than the corresponding prior year fall enrollment.
- Report Hispanic/Latino individuals of any race as Hispanic/Latino
- Report race for non-Hispanic/Latino individuals only
- Even though Teacher Preparation certificate programs may require a bachelor's degree for admission, they are considered subbaccalaureate undergraduate programs, and students in these programs are undergraduate students.

Male

Students enrolled for <u>credit</u>	Degree/certificate-seeking				Non-degree/ non-certificate-seeking	Total, Full-time undergraduate students
	<u>First-time</u>	<u>Transfer-in</u>	<u>Continuing/ Returning</u>	Total degree/certificate-seeking		
<u>U.S. Nonresident</u>	<input type="text"/>	<input type="text"/>	<input type="text"/>	0	<input type="text"/>	0
<u>Hispanic/Latino</u>	<input type="text" value="4"/>	<input type="text"/>	<input type="text" value="9"/>	13	<input type="text" value="10"/>	23
<u>American Indian or Alaska Native</u>	<input type="text"/>	<input type="text"/>	<input type="text"/>	0	<input type="text"/>	0
<u>Asian</u>	<input type="text"/>	<input type="text"/>	<input type="text" value="2"/>	2	<input type="text" value="1"/>	3
<u>Black or African American</u>	<input type="text" value="2"/>	<input type="text"/>	<input type="text" value="2"/>	4	<input type="text" value="3"/>	7
<u>Native Hawaiian or Other Pacific Islander</u>	<input type="text"/>	<input type="text"/>	<input type="text"/>	0	<input type="text"/>	0
<u>White</u>	<input type="text" value="24"/>	<input type="text" value="6"/>	<input type="text" value="54"/>	84	<input type="text" value="55"/>	139
Two or more races	<input type="text" value="1"/>	<input type="text"/>	<input type="text" value="2"/>	3	<input type="text"/>	3
<u>Race and ethnicity unknown</u>	<input type="text" value="1"/>	<input type="text"/>	<input type="text" value="3"/>	4	<input type="text" value="1"/>	5
Total male	32	6	72	110	70	180
<i>Total male prior year</i>	<i>28</i>	<i>3</i>	<i>54</i>	<i>85</i>	<i>51</i>	<i>136</i>

Female

Students enrolled for <u>credit</u>	Degree/certificate-seeking				Non-degree/ non-certificate-seeking	Total, Full-time undergraduate students
	<u>First-time</u>	<u>Transfer-in</u>	<u>Continuing/ Returning</u>	Total degree/certificate-seeking		
<u>U.S. Nonresident</u>	<input type="text"/>	<input type="text"/>	<input type="text"/>	0	<input type="text"/>	0
<u>Hispanic/Latino</u>	<input type="text" value="12"/>	<input type="text" value="1"/>	<input type="text" value="11"/>	24	<input type="text" value="12"/>	36
<u>American Indian or Alaska Native</u>	<input type="text"/>	<input type="text" value="1"/>	<input type="text"/>	1	<input type="text"/>	1
<u>Asian</u>	<input type="text"/>	<input type="text"/>	<input type="text"/>	0	<input type="text"/>	0
<u>Black or African American</u>	<input type="text" value="2"/>	<input type="text"/>	<input type="text" value="5"/>	7	<input type="text" value="3"/>	10
<u>Native Hawaiian or Other Pacific Islander</u>	<input type="text"/>	<input type="text"/>	<input type="text"/>	0	<input type="text"/>	0
<u>White</u>	<input type="text" value="31"/>	<input type="text" value="6"/>	<input type="text" value="60"/>	97	<input type="text" value="72"/>	169
Two or more races	<input type="text" value="2"/>	<input type="text"/>	<input type="text" value="10"/>	12	<input type="text" value="1"/>	13
<u>Race and ethnicity unknown</u>	<input type="text" value="1"/>	<input type="text"/>	<input type="text" value="5"/>	6	<input type="text" value="7"/>	13
Total female	<input checked="" type="checkbox"/> 48	8	91	147	95	242
<i>Total female prior year</i>	<i>26</i>	<i>3</i>	<i>83</i>	<i>112</i>	<i>80</i>	<i>192</i>

Grand total (2024-25)	80	14	163	257	165	422
<i>Prior year data:</i>						
<i>Grand total (male+female) prior year</i>	<i>54</i>	<i>6</i>	<i>137</i>	<i>197</i>	<i>131</i>	<i>328</i>
<i>Total Full-time undergraduate enrollment Fall 2024</i> <i>NOTE: Grand total (2024-25) calculated above is expected to be greater than total Full-time undergraduate enrollment Fall 2024.</i>	<i>40</i>	<i>7</i>	<i>119</i>	<i>166</i>	<i>105</i>	<i>271</i>

Institution: McDowell Technical Community College (198923)

User ID: P1989231

Part A - Unduplicated Count for Part-time Undergraduate Students

12-month Unduplicated Count by Race/Ethnicity and Sex - **Part-time Undergraduate Students**

July 1, 2024 – June 30, 2025

Reporting Reminders:

- The 12-month unduplicated count must be equal or greater than the corresponding prior year fall enrollment.
- Report Hispanic/Latino individuals of any race as Hispanic/Latino
- Report race for non-Hispanic/Latino individuals only
- Even though Teacher Preparation certificate programs may require a bachelor's degree for admission, they are considered subbaccalaureate undergraduate programs, and students in these programs are undergraduate students.

Male

Students enrolled for <u>credit</u>	Degree/certificate-seeking				Non-degree/ non-certificate-seeking	Total, Part-time undergraduate students
	First-time	Transfer-in	Continuing/ Returning	Total degree/certificate-seeking		
<u>U.S. Nonresident</u>				0		0
<u>Hispanic/Latino</u>	10	3	14	27	39	66
<u>American Indian or Alaska Native</u>	1			1		1
<u>Asian</u>	2	2	1	5	6	11
<u>Black or African American</u>			1	1	17	18
<u>Native Hawaiian or Other Pacific Islander</u>				0		0
<u>White</u>	35	9	73	117	236	353
Two or more races	2		3	5	9	14
<u>Race and ethnicity unknown</u>	1		3	4	11	15
Total male	51	14	95	160	318	478
Total male prior year	50	10	115	175	289	464

Female

Students enrolled for <u>credit</u>	Degree/certificate-seeking				Non-degree/ non-certificate-seeking	Total, Part-time undergraduate students
	First-time	Transfer-in	Continuing/ Returning	Total degree/certificate-seeking		
<u>U.S. Nonresident</u>				0		0
<u>Hispanic/Latino</u>	10	2	21	33	54	87
<u>American Indian or Alaska Native</u>			3	3		3
<u>Asian</u>	1	1	3	5	9	14
<u>Black or African American</u>	2	4	23	29	24	53
<u>Native Hawaiian or Other Pacific Islander</u>				0		0
<u>White</u>	51	26	251	328	324	652
Two or more races	1	2	7	10	5	15
<u>Race and ethnicity unknown</u>	1	3	5	9	8	17
Total female	66	38	313	417	424	841
Total female prior year	73	44	272	389	397	786

Grand total (2024-25)	117	52	408	577	742	1,319
Prior year data:						
Grand total (male+female) prior year	123	54	387	564	686	1,250
Total Part-time undergraduate enrollment Fall 2024 <i>NOTE: Grand total (2024-25) calculated above is expected to be greater than total Part-time undergraduate enrollment Fall 2024.</i>	63	31	348	442	536	978

Institution: McDowell Technical Community College (198923)

User ID: P1989231

Part A - Unduplicated Count for Undergraduate Students

12-month Unduplicated Count by Race/Ethnicity and Sex - Undergraduate Student Total

July 1, 2024 – June 30, 2025

Male

Enrolled for credit	Total full-time undergraduate students	Total part-time undergraduate students	Grand total, all undergraduate students
<u>U.S. Nonresident</u>	0	0	0
<u>Hispanic/Latino</u>	23	66	89
<u>American Indian or Alaska Native</u>	0	1	1
<u>Asian</u>	3	11	14
<u>Black or African American</u>	7	18	25
<u>Native Hawaiian or Other Pacific Islander</u>	0	0	0
<u>White</u>	139	353	492
Two or more races	3	14	17
<u>Race and ethnicity unknown</u>	5	15	20
Total male	180	478	658

Female

Enrolled for credit	Total full-time undergraduate students	Total part-time undergraduate students	Grand total, all undergraduate students
<u>U.S. Nonresident</u>	0	0	0
<u>Hispanic/Latino</u>	36	87	123
<u>American Indian or Alaska Native</u>	1	3	4
<u>Asian</u>	0	14	14
<u>Black or African American</u>	10	53	63
<u>Native Hawaiian or Other Pacific Islander</u>	0	0	0
<u>White</u>	169	652	821
Two or more races	13	15	28
<u>Race and ethnicity unknown</u>	13	17	30
Total female	242	841	1,083
Grand total (male+female)	422	1,319	1,741

Institution: McDowell Technical Community College (198923)

User ID: P1989231


Part A - Sex Unknown

12-month Unduplicated Count by Sex Unknown

Reporting Reminders:

- The purpose of this supplemental section is to determine whether institutions are able to report the number of students for whom sex is unknown. Note that these students must still be allocated into the 'Male' and 'Female' categories in all other sections of the survey component.

	Number of students
	Undergraduate students
	Current Year
Grand total	1,741
Sex unknown (i.e., sex information is not known or not collected)	<input type="text" value="0"/>

 You may use the box below to provide additional context for the data you have reported above. Context notes will be posted on the College Navigator website. Therefore, you should write all context notes using proper grammar (e.g., complete sentences with punctuation) and common language that can be easily understood by students and parents (e.g., spell out acronyms).

Institution: McDowell Technical Community College (198923)


User ID: P1989231

Part A – 12-month Enrollment by Distance Education Status

12-month Unduplicated Count - Distance Education Status

July 1, 2024 – June 30, 2025

	Undergraduate Students	
	Degree/certificate-seeking	Non-degree/non-certificate-seeking
Students <i>enrolled exclusively</i> in <u>distance education courses</u>	511	363
Students <i>enrolled in at least one but not all</i> distance education courses	237	387
Students <i>not enrolled in any</i> distance education courses	86	157
Total (Carried forward from part A)	834	907

 You may use the box below to provide additional context for the data you have reported above. Context notes will be posted on the College Navigator website. Therefore, you should write all context notes using proper grammar (e.g., complete sentences with punctuation) and common language that can be easily understood by students and parents (e.g., spell out acronyms).

Institution: McDowell Technical Community College (198923)

User ID: P1989231

Part B - Instructional Activity

12-month Instructional Activity

July 1, 2024 - June 30, 2025

Instructional Activity Reporting Reminder:

- Instructional activity is used to calculate an IPEDS FTE based on the institution's reported calendar system.

FTE Reporting Reminder:

- Institutions need not report their own calculations of undergraduate FTE unless IPEDS FTE calculations would be misleading for comparison purposes among all IPEDS reporting institutions.

Instructional Activity

	2024-25 total activity	Prior year data
Undergraduate level:		
<u>Credit hour activity</u>	26,598	23,125


Full-Time Equivalent (FTE) of Students

Calendar system (as reported on the prior year IC survey component):	Semester
--	----------

If the IPEDS calculated FTE estimates below are not reasonable, **AND** you have reported the correct instructional activity hours above, enter your best FTE estimate in the "Institution reported FTE" column below and save the page. This option should be used **ONLY** if the calculated estimate is not reasonable for your institution and IPEDS comparisons.

Please provide your best estimate of undergraduate FTE for the 12-month reporting period **only if the calculated FTE estimate below is not reasonable for IPEDS comparison purposes**. Please provide an explanation in the context box if the option is used due to Coronavirus Pandemic.

	Calculated FTE 2024-25	Institution reported FTE 2024-25	Prior year FTE 2023-24
Undergraduate student FTE	887	887	771

 Context notes will be posted on the College Navigator website. Therefore, you should write all context notes using proper grammar (e.g., complete sentences with punctuation) and common language that can be easily understood by students and parents (e.g., spell out acronyms).

Institution: McDowell Technical Community College (198923)

Part C – Unduplicated Count of Dual Enrolled Students

12-month Unduplicated Count of Dual Enrolled Students

July 1, 2024 – June 30, 2025

Reporting Reminders:

- The number of high school students enrolled in college courses for credit was reported in Part A as part of the non-degree/non-certificate-seeking unduplicated enrollment.
 - The number of high school students enrolled in college courses for credit reported in Part C will have some duplication with the non-degree/non-certificate-seeking enrollment students reported in Part A.
 - The number of high school students enrolled in college courses for credit reported in Part C should be less than the number of non-degree/non-certificate-seeking students reported in Part A unless all these students at your institution are high school students enrolled in college courses for credit.
- Report Hispanic/Latino individuals of any race as Hispanic/Latino
- Report race for non-Hispanic/Latino individuals only

In Part A, your institution reported the following number of students in the non-degree/non-certificate-seeking unduplicated headcount.	907
---	-----

	High school students enrolled in college courses for credit		
	Male	Female	Total
<u>U.S. Nonresident</u>	<input type="text"/>	<input type="text"/>	0
<u>Hispanic/Latino</u>	46	64	110
<u>American Indian or Alaska Native</u>	<input type="text"/>	<input type="text"/>	0
<u>Asian</u>	4	4	8
<u>Black or African American</u>	18	26	44
<u>Native Hawaiian or Other Pacific Islander</u>	<input type="text"/>	<input type="text"/>	0
<u>White</u>	279	382	661
Two or more races	9	5	14
<u>Race and ethnicity unknown</u>	6	15	21
Total	362	496	858
Total prior year	285	385	670

Institution: McDowell Technical Community College (198923)

User ID: P1989231

Prepared by

Prepared by

Reporting Reminders:

- The name of the preparer is being collected so that we can follow up with the appropriate person in the event that there are questions concerning the data.
- The Keyholder will be copied on all email correspondence to other preparers.
- The time it took to prepare this component is being collected so that we can continue to improve our estimate of the reporting burden associated with IPEDS.
- Please include in your estimate the time it took for you to review instructions, query and search data sources, complete and review the component, and submit the data through the Data Collection System.
- Thank you for your assistance.

This survey component was prepared by:

<input type="radio"/>	Keyholder	<input type="radio"/>	SFA Contact	<input type="radio"/>	HR Contact
<input type="radio"/>	Finance Contact	<input checked="" type="radio"/>	Other		

Name:

Email:

How many staff from your institution only were involved in the data collection and reporting process of this survey component?

Number of Staff (including yourself)

How many hours did you and others from your institution only spend on each of the steps below when responding to this survey component?
Exclude the hours spent collecting data for state and other reporting purposes.

Staff member	Collecting Data Needed	Revising Data to Match IPEDS Requirements	Entering Data	Revising and Locking Data
Your office	<input type="text" value="2.00"/> hours	<input type="text" value="2.00"/> hours	<input type="text" value="2.00"/> hours	<input type="text" value="1.00"/> hours
Other offices	<input type="text"/> hours	<input type="text"/> hours	<input type="text"/> hours	<input type="text"/> hours

Institution: McDowell Technical Community College (198923)

User ID: P1989231

Summary

12-Month Enrollment Component Summary

The purpose of this summary is to provide you an opportunity to view some of the data that, when accepted through the IPEDS quality control process, will appear on the [College Navigator](#) website and/or your institution's Data Feedback Report (DFR). In addition, all data reported in IPEDS survey components become publicly available through the [IPEDS Use the Data](#) and appear as aggregated statistics in various Department of Education reports. [College Navigator](#) is updated approximately three months after the data collection period closes and DFRs will be available through the [IPEDS Use the Data](#).

Please review your data for accuracy. If you have questions about the data displayed below or after reviewing the data reported on the survey screens, please contact the IPEDS Help Desk at: 1-877-225-2568 or ipedshelp@rti.org.

12-Month Unduplicated Headcount and Full-Time Equivalent Students		
Total 12-month unduplicated headcount enrollment		
	Undergraduate student unduplicated headcount enrollment	1,741
Total 12-month full-time equivalent (FTE) student enrollment		
	Undergraduate student FTE enrollment	887

Total 12-month Undergraduate Student Characteristics		
	Percent of undergraduate students who are female	62 %
	Percent of undergraduate students who are full-time	24 %
	Percent of undergraduate students who are enrolled exclusively in distance education courses	50 %
Percent of undergraduate students by U.S. resident status and race/ethnicity: Note: Race/ethnicity is not collected for U.S. Nonresidents.		
	U.S. Resident	100 %
	American Indian or Alaska Native	0 %
	Asian	2 %
	Black or African American	5 %
	Hispanic/Latino	12 %
	Native Hawaiian or Pacific Islander	0 %
	White	75 %
	Two or More Races	3 %
	Race and ethnicity unknown	3 %
	U. S. Nonresident	0 %

Edit Report

12-month Enrollment

Source	Description	Severity	Resolved	Options
Screen: Part A - Unduplicated Count for Full-time Undergraduate Students				
Screen Entry	The number entered is outside the expected range when compared with the prior year value. Please correct your data or explain. (Error #9020)	Explanation	Yes	
Reason	Late-term classes increased the enrollment.			